

WRIA 8 Services Client Satisfaction Survey

1. Please rate the following service related questions.							
	Excellent	Good	Fair	Poor	Not sure/No response	Rating Average	Response Count
How would you rate the WRIA 8 team services in your watershed overall?	60.6% (20)	33.3% (11)	6.1% (2)	0.0% (0)	0.0% (0)	4.55	33
How well does the WRIA 8 team identify watershed priorities and work programs?	57.6% (19)	27.3% (9)	12.1% (4)	3.0% (1)	0.0% (0)	4.39	33
How would you rate the WRIA 8 team effectiveness in coordinating and facilitating committee and Salmon Recovery Council meetings?	63.6% (21)	30.3% (10)	6.1% (2)	0.0% (0)	0.0% (0)	4.58	33
How well does the WRIA 8 team do in helping project sponsors identify, develop and fund projects?	40.6% (13)	40.6% (13)	3.1% (1)	0.0% (0)	15.6% (5)	3.91	32
How well does the WRIA 8 team do in tracking and advising you of new emerging issues of relevance to your watershed?	39.4% (13)	45.5% (15)	9.1% (3)	3.0% (1)	3.0% (1)	4.15	33
How would you rate the technical services of the WRIA 8 staff (team) including tracking technical issues for WRIA 8, developing a monitoring and adaptive management framework, monitoring habitat conditions in the watershed and working with co-managers on integrating the habitat, hatchery and harvest aspects of salmon recovery?	54.5% (18)	39.4% (13)	3.0% (1)	3.0% (1)	0.0% (0)	4.45	33
	answered question						33
	skipped question						0

2. Please rate how well our collective WRIA 8 partnership is doing in implementing the following actions in our watershed.

	Excellent	Good	Fair	Poor	Not sure/No response	Rating Average	Response Count
Habitat restoration and acquisition projects	39.4% (13)	48.5% (16)	9.1% (3)	0.0% (0)	3.0% (1)	4.21	33
Outreach, education, stewardship	18.2% (6)	54.5% (18)	21.2% (7)	0.0% (0)	6.1% (2)	3.79	33
Land use programs (both regulatory and incentive)	3.0% (1)	57.6% (19)	21.2% (7)	6.1% (2)	12.1% (4)	3.33	33
Monitoring and Adaptive Management	27.3% (9)	48.5% (16)	12.1% (4)	3.0% (1)	9.1% (3)	3.82	33
Securing funding for plan implementation	18.2% (6)	63.6% (21)	9.1% (3)	3.0% (1)	6.1% (2)	3.85	33
	answered question						33
	skipped question						0





3. What do you see as the most valuable services the WRIA 8 team provide for your jurisdiction or interest?





	Response Count
	24
	answered question
	24
	skipped question
	9

4. Does the WRIA 8 team allocate effort appropriately across program areas or initiatives? If not, what changes would you like to see?

	Response Count
	19
	answered question
	19
	skipped question
	14

5. Do you have any additional comments?		
		Response Count
		12
<i>answered question</i>		12
<i>skipped question</i>		21

6. Please indicate which choice best describes your relationship to the WRIA 8 team:			
		Response Percent	Response Count
Elected Official		37.5%	12
Jurisdiction Staff		43.8%	14
Landowner/Citizen		0.0%	0
Non-Profit		12.5%	4
Other		6.3%	2
<i>answered question</i>			32
<i>skipped question</i>			1

7. How many years have you been a client?			
		Response Percent	Response Count
0 - 2 years		28.1%	9
3 - 5 years		12.5%	4
6 - 10 years		34.4%	11
10 + years		25.0%	8
<i>answered question</i>			32
<i>skipped question</i>			1