

# WRIA 9 Services Client Satisfaction Survey

1. Please rate the following service related questions.							
	Excellent	Good	Fair	Poor	Not sure/No response	Rating Average	Response Count
How would you rate the WRIA 9 team services in your watershed overall?	<b>57.1% (20)</b>	40.0% (14)	0.0% (0)	2.9% (1)	0.0% (0)	4.51	35
How well does the WRIA 9 team identify watershed priorities and work programs?	<b>51.4% (18)</b>	45.7% (16)	0.0% (0)	2.9% (1)	0.0% (0)	4.46	35
How would you rate the WRIA 9 team effectiveness in coordinating and facilitating committee and Forum meetings?	<b>71.4% (25)</b>	22.9% (8)	2.9% (1)	0.0% (0)	2.9% (1)	4.60	35
How well does the WRIA 9 team do in helping project sponsors identify, develop and fund projects?	40.0% (14)	<b>42.9% (15)</b>	8.6% (3)	0.0% (0)	8.6% (3)	4.06	35
How well does the WRIA 9 team do in tracking and advising you of new emerging issues of relevance to your watershed?	<b>54.3% (19)</b>	42.9% (15)	2.9% (1)	0.0% (0)	0.0% (0)	4.51	35
	<b><i>answered question</i></b>						<b>35</b>
	<b><i>skipped question</i></b>						<b>0</b>

**2. Please rate how well our collective WRIA 9 partnership (this includes members of the Watershed Ecosystem Forum and the WRIA Team) is doing in implementing the following actions in our watershed.**

	Excellent	Good	Fair	Poor	Not sure/No response	Rating Average	Response Count
Securing funding for plan implementation	17.1% (6)	<b>65.7% (23)</b>	17.1% (6)	0.0% (0)	0.0% (0)	4.00	35
Constructing habitat restoration and acquiring property	31.4% (11)	<b>57.1% (20)</b>	8.6% (3)	0.0% (0)	2.9% (1)	4.14	35
Doing outreach, education, stewardship	<b>48.6% (17)</b>	34.3% (12)	5.7% (2)	5.7% (2)	5.7% (2)	4.14	35
Implementing land use programs (both regulatory and incentive)	17.1% (6)	28.6% (10)	<b>37.1% (13)</b>	2.9% (1)	14.3% (5)	3.31	35
Monitoring and Adaptive Management	17.1% (6)	<b>40.0% (14)</b>	22.9% (8)	5.7% (2)	14.3% (5)	3.40	35
	<i>answered question</i>						<b>35</b>
	<i>skipped question</i>						<b>0</b>





**3. What do you see as the most valuable services the WRIA 9 team provide for your jurisdiction or interest?**





	Response Count
	29
	<i>answered question</i>
	<b>29</b>
	<i>skipped question</i>
	<b>6</b>

**4. Does the WRIA 9 team allocate effort appropriately across program areas or initiatives? If not, what changes would you like to see?**

	Response Count
	25
	<i>answered question</i>
	<b>25</b>
	<i>skipped question</i>
	<b>10</b>

5. Do you have any additional comments?		
		Response Count
		22
<i>answered question</i>		22
<i>skipped question</i>		13

6. Please indicate which choice best describes your relationship to the WRIA 9 team:			
		Response Percent	Response Count
Elected Official		28.6%	10
<b>Jurisdiction Staff</b>		<b>45.7%</b>	<b>16</b>
Landowner/Citizen		0.0%	0
Non-Profit		11.4%	4
Other		14.3%	5
		<i>answered question</i>	<b>35</b>
		<i>skipped question</i>	<b>0</b>

7. How many years have you been a client?			
		Response Percent	Response Count
0 - 2 years		17.1%	6
<b>3 - 5 years</b>		<b>34.3%</b>	<b>12</b>
6 - 10 years		28.6%	10
10 + years		20.0%	7
		<i>answered question</i>	<b>35</b>
		<i>skipped question</i>	<b>0</b>